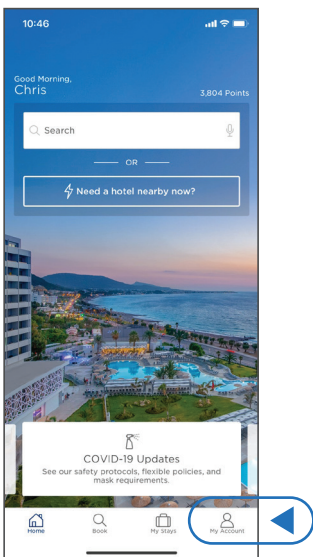


Access fast booking, features like mobile check-in, and member perks with the **Wyndham Hotels & Resorts® App!**

Start booking using your company's 10-digit corporate ID—it's simple!

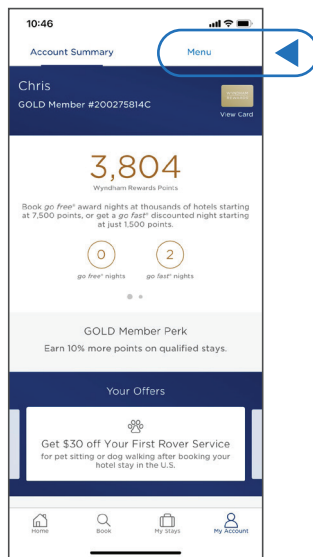
Step 1

Don't have a Wyndham Rewards Account? Visit www.wyndhamrewards.com/join to join for free. Open the Wyndham Hotels & Resorts App and tap **My Account**.



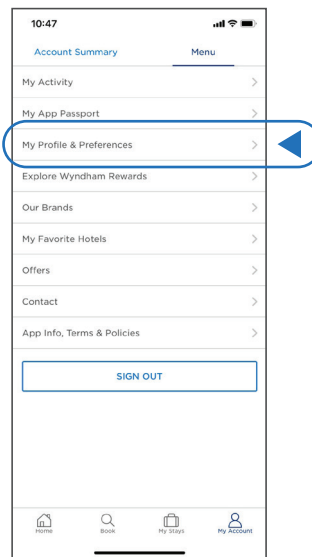
Step 2

From the Account Summary screen, tap **Menu**.



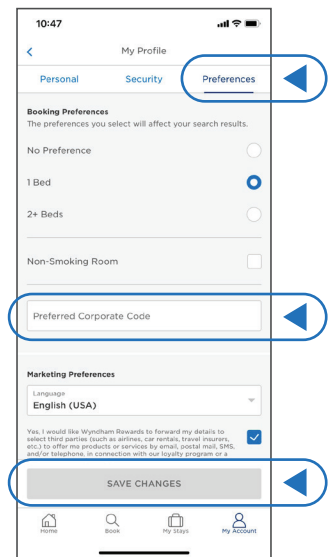
Step 3

From the Menu screen, tap **My Profile & Preferences**.



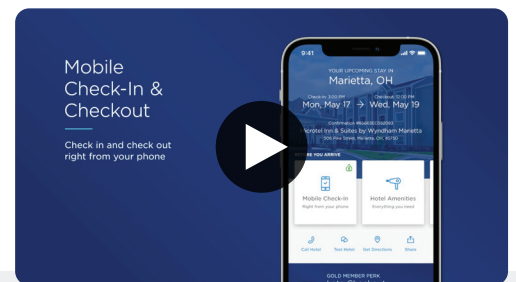
Step 4

From the My Profile screen, tap **Preferences**, add your company's 10-digit corporate ID and tap **Save Changes**.



You're ready to book!

Your company's corporate code will now show as the **Rate Applied** under "Special Rate" in the "Find a Hotel" booking screen. Remember to scan the QR code and download the app if you haven't already!



See our mobile booking app in action!